




# Capacity building and policy support for Low Carbon Development

John Christensen  
UNEP Risoe Centre

## Outline

### Quick overview of main URC activity areas

- CDM & Carbon Finance
- Technology Needs Assessments & Technology Action Plans
- Low Carbon Development Strategies and Nationally Appropriate Mitigation Actions (NAMAs)



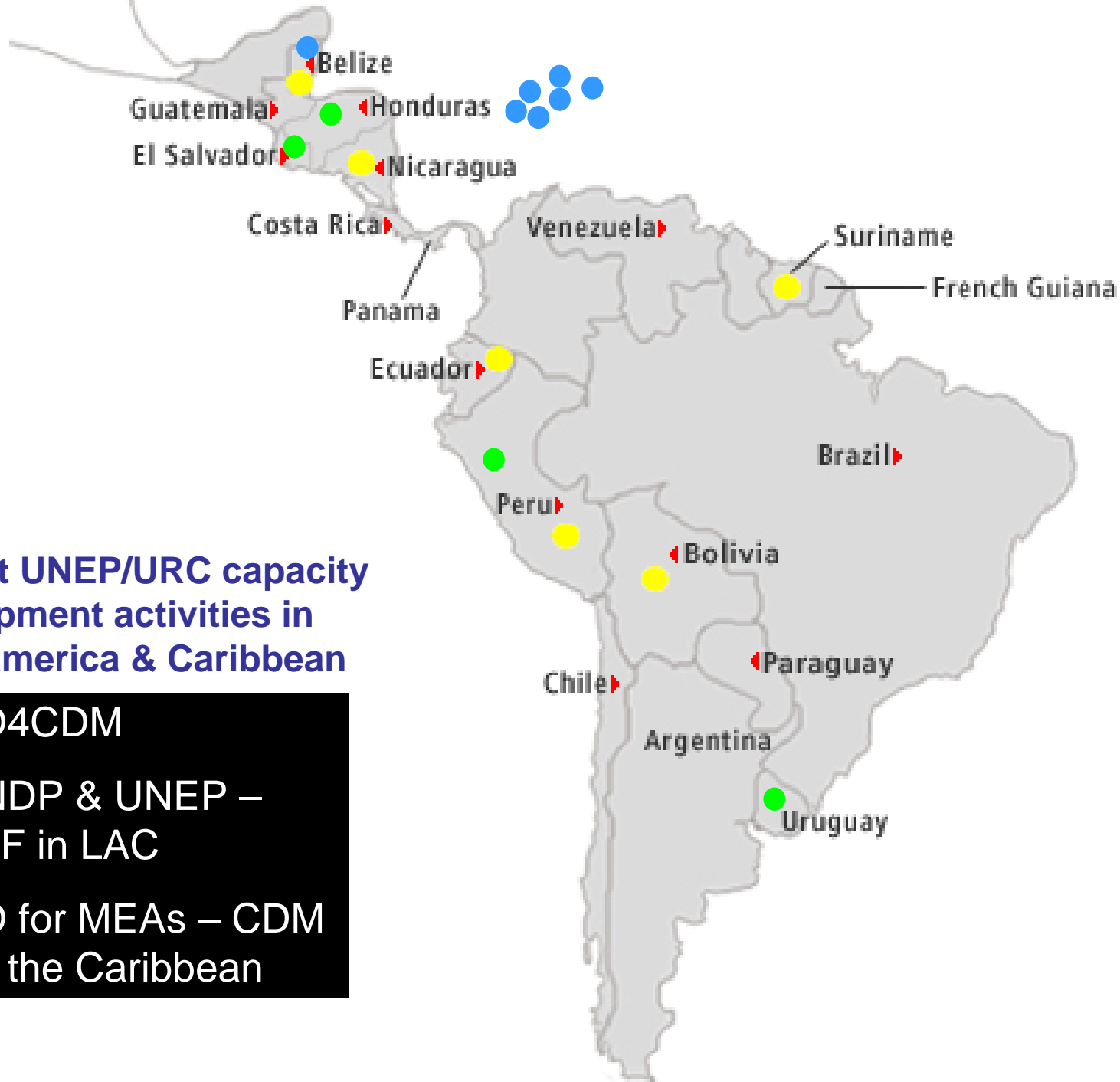
[illegible][illegible][illegible]

The collage features a variety of visual elements related to the Latin American and Caribbean region. At the top right is the DTU logo. Below it is a map of Latin America with colored dots. To the left is a map of Africa with colored dots. Below the Africa map is a map of South America with colored dots. In the center is a bar chart with multiple bars of different colors. At the bottom are several book covers, including 'The Latin American and Caribbean region: A review of the situation in 2008' and 'The Latin American and Caribbean region: A review of the situation in 2009'. There are also logos for various organizations like UNCTAD, UNCTAD-CTA, and UNCTAD-CTA-CTA.

[illegible]

## Danish Funded Program

- Green Facility
  - Phase I (2008 – 10 ) support to project development in 5 African countries
  - Phase II (2011 – 13) support to institutional strengthening and national project portfolio in Ghana and Maldives
    - Maldives – support for institutional strengthening and low carbon plan
    - Ghana – with LCDS support to support development of specific activities for CDM and NAMA e.g. bioenergy for transport, BRT, etc..



## Current UNEP/URC capacity development activities in Latin America & Caribbean

- CD4CDM
- UNDP & UNEP – LCF in LAC
- CD for MEAs – CDM for the Caribbean

- CD4CDM
- Green Facility
- UNDP-UNEP
- CASCADE

CB for MEAs (CDM) in 7 countries.

28 COUNTRIES; 11 LDC



# Virtual platform for information exchange



[Signup](#) | [Login](#)

[Home](#) | [About CDM Bazaar](#) | [How to use the Bazaar](#) | [Contact](#) | [Legal](#) | [Glossary](#)

Navigation:  [v](#)

Welcome to the UNFCCC CDM Bazaar. This site currently holds **94 postings** from **1165 registered users**

## Sellers →

The Seller section shows seller profiles, including contact information, and the projects which have been added by registered Sellers.

### Go to this section to:

- View seller entries and details of sellers in the carbon market
- View project entries and details of CDM projects and CERs at various stages
- View sellers and projects, and sort them according to your requirements

[> Visit seller section](#)

### Latest seller profiles

2-9-2008 | [pradyumna](#)  
27-8-2008 | [AMR PLANTATION S/B](#)  
26-8-2008 | [Environmental Carbon Solut](#)  
22-8-2008 | [Elgrey Power Pte Ltd](#)  
22-8-2008 | [Ingenio](#)

[> See all sellers' profiles](#)

## Buyers →

The Buyer section shows profiles of buyers in the carbon market, including preferences and contact information.

### Go to this section to:

- View buyer entries and details of buyers in the carbon market
- View detailed purchasing profiles of buyers
- View buyer profiles, and sort them according to your requirements

[> Visit buyer section](#)

### Latest buyer profiles

8-9-2008 | [BP](#)  
7-9-2008 | [Shell](#)  
2-9-2008 | [BOT GIE S.A.](#)  
25-8-2008 | [Climate Capital Network](#)  
23-8-2008 | [Climate Neutral](#)

[> See all buyers' profiles](#)

## Service providers →

The Service provider section shows profiles of companies, including contact information, who supply carbon market technologies and services.

### Go to this section to:

- View service provider entries
- View detailed profiles of service providers
- View service providers, and sort them according to your requirements

[> Visit service provider section](#)

### Latest service provider profiles

8-9-2008 | [Renewgen Systems Inc.](#)  
8-9-2008 | [Mf Global UK Ltd](#)  
5-9-2008 | [Secutech Climate Change](#)  
3-9-2008 | [SustentaX](#)  
2-9-2008 | [Planck E](#)

[> See all service providers' profiles](#)

## Search

## Signup

Register to add your profile to the CDM Bazaar, and to add project information or announcements.

[> Register](#)

## Login

Select profile [v](#)  
Username

[> Signup](#)

# Analytical activities & publications

- **CDM data & analysis - CDM&JIPipeline**

- A web based data base compiling CDM projects
- Analysis and market surveillance
- Projections of GHG emission reductions
- Calculation of different parameters
- It also contains the baseline & monitoring methodologies, a list of DOEs and several analyses. Almost all information is from [cdm.unfccc.int](http://cdm.unfccc.int) and [ji.unfccc.int](http://ji.unfccc.int).



The screenshot shows the homepage of the UNEP RISO CDM&JI Pipeline Analysis and Database. It features a header with the UNEP RISO CENTRE logo and a navigation menu. The main content area includes a table of project data, a welcome message, and a list of links for further information. A sidebar on the right contains contact information for Joergen Fenhann, Lars R. Appelquist, and Kasper Agger, as well as a section for downloads.

Project Name	Host Country	GHG Reduction (tCO <sub>2</sub> e/yr)	CDM Status
Biogas	5%	1294	5%
Cement	5%	1468	5%
EE Households	3%	328	1%
Agriculture	3%	1798	7%
Reforestation & Reforestation	2%	318	1%

**Welcome to the UNEP RISO CDM&JI Pipeline Analysis and Database**

The CDM&JI Pipeline Analysis and Database contains all CDM&JI projects that have been sent for validation/determination. It also contains the baseline & monitoring methodologies, a list of DOEs and several analyses. Almost all information is from [cdm.unfccc.int](http://cdm.unfccc.int) and [ji.unfccc.int](http://ji.unfccc.int).

This monthly newsletter shows a sample of the analysis in the Pipeline. If you want more information, then look into the left column and click on the links to sub-pages or click on the download for the full Pipeline, which contain tables with a line of key information for all CDM and JI projects. You can also download a rather old guidance document to the Pipeline.

We publish regularly analysis in the "CDM&JI Analysis" section on [www.carbon-financeonline.com](http://www.carbon-financeonline.com) (access to this section is free of charge).

» Go to overview page

Please cite as "UNEP RISO CDM&JI Pipeline Analysis and Database, September 1st 2008".

Please do not put the spreadsheets on other web-sites, you may only put a link to them on this site.

**Contact**

If you have comments or questions please contact:

**Joergen Fenhann**  
+45 46 77 51 05  
[j.fenhann@risoe.dk](mailto:j.fenhann@risoe.dk)

**Lars R. Appelquist**  
[lars.rosendahl@risoe.dk](mailto:lars.rosendahl@risoe.dk)

**Kasper Agger**  
[kasper.agger@risoe.dk](mailto:kasper.agger@risoe.dk)

**Downloads**

- CDM Pipeline overview
- CDM project distribution within host countries by region and type
- JI Pipeline overview
- Guidance document (updated February 2008)


*Data base and analysis providing monthly*



## Web based tools and platforms

- Web based CDM Methodology Selection Tool

NEW



The screenshot shows the web interface of the CDM Methodology Selection Tool. The header includes the UNEP RISO CENTRE logo, the UNEP logo, and the CD4CDM logo. The main title is "CDM Technologies & Methodologies". Below the title, there is a section for "Methodology Selection Tool" with a description: "The CDM Selection Tool is a handy and simple resource that will allow you to choose a methodology that is applicable to the type of project you are planning to develop as a CDM activity." It also mentions that by selecting a type of project, users will be led to select a sub-type, which will then show different technologies applicable to that sub-type. The interface includes a "Contact" section with email addresses for Miriam Hinostroza, Frederik Staun, and Sandra Dry. There is also a "Downloads" section. The main content area has a form with the following fields: "Please choose the area of interest from the lists below:", "Small Scale: ☒ Large Scale: ☐", "Type: ", "Subtype: ", "Technology: ", and "Methodology: ". At the bottom, it states "Number of times used (approved and rejected projects): 1641".


- A handy and simple tool
- Categorizes methodologies by technology
- It facilitates choosing a methodology that is applicable to the type of CDM project you are planning to develop
- Builds on the list of approved methodologies
- It is updated regularly
- It is a work in progress – comments and suggestions for improvement are welcome

# ACAD Facility: a PPP to Catalyze the African Carbon Market

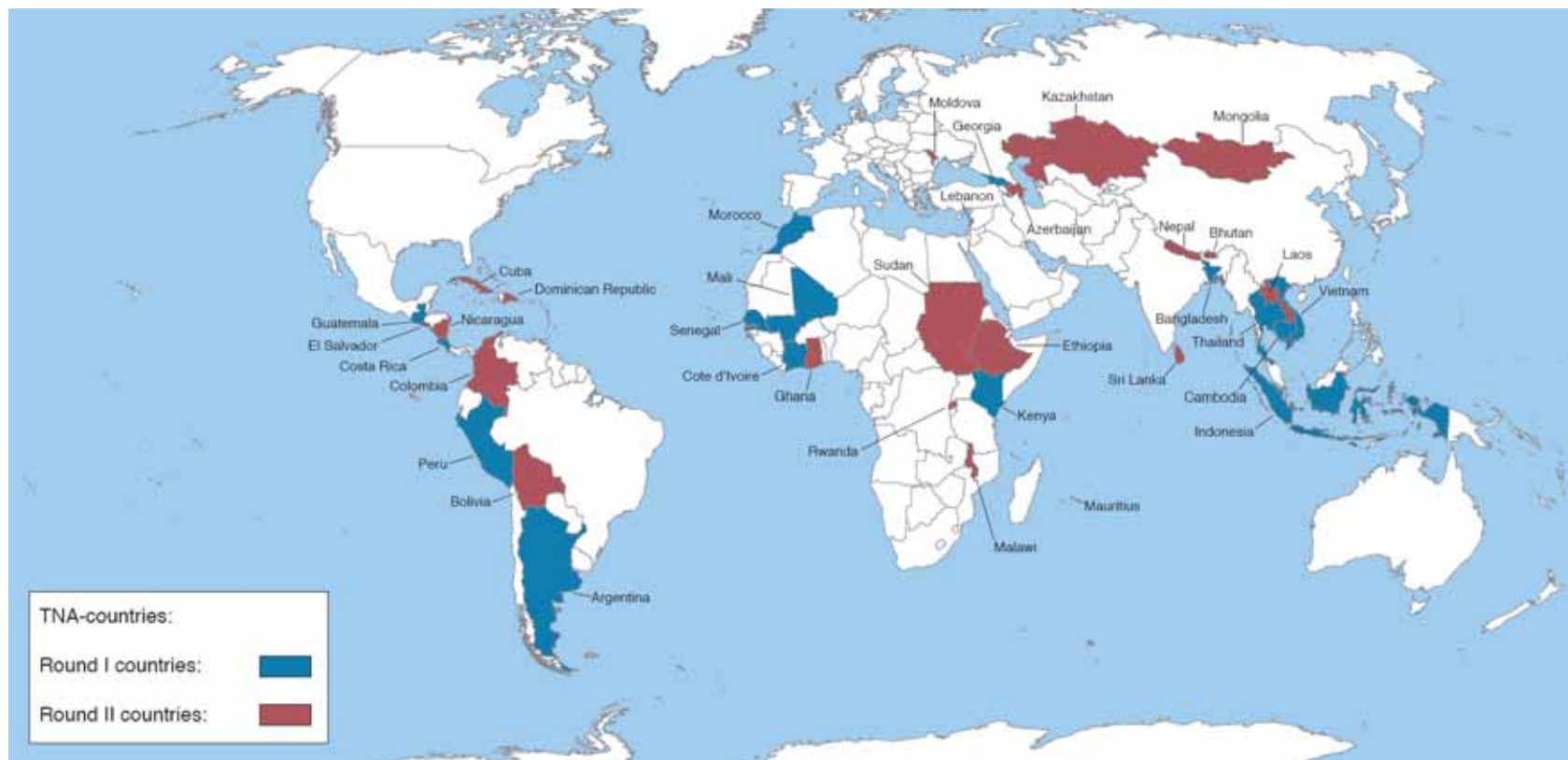


# National Technology Planning

- ✓ Developing countries are requesting support to analyze and assess possible technologies that can contribute to both mitigation and adaptation goals
- ✓ Analysis and assessments of barriers (institutional, financial, capacity, etc.) hindering the acquisition, deployment, and diffusion of prioritized technologies.
- ✓ Resulting in National Technology Action Plans (TAP) specifying prioritized technologies, activities and enabling frameworks to overcome the barriers and facilitate the transfer, adoption, and diffusion of selected technologies in the participant countries.



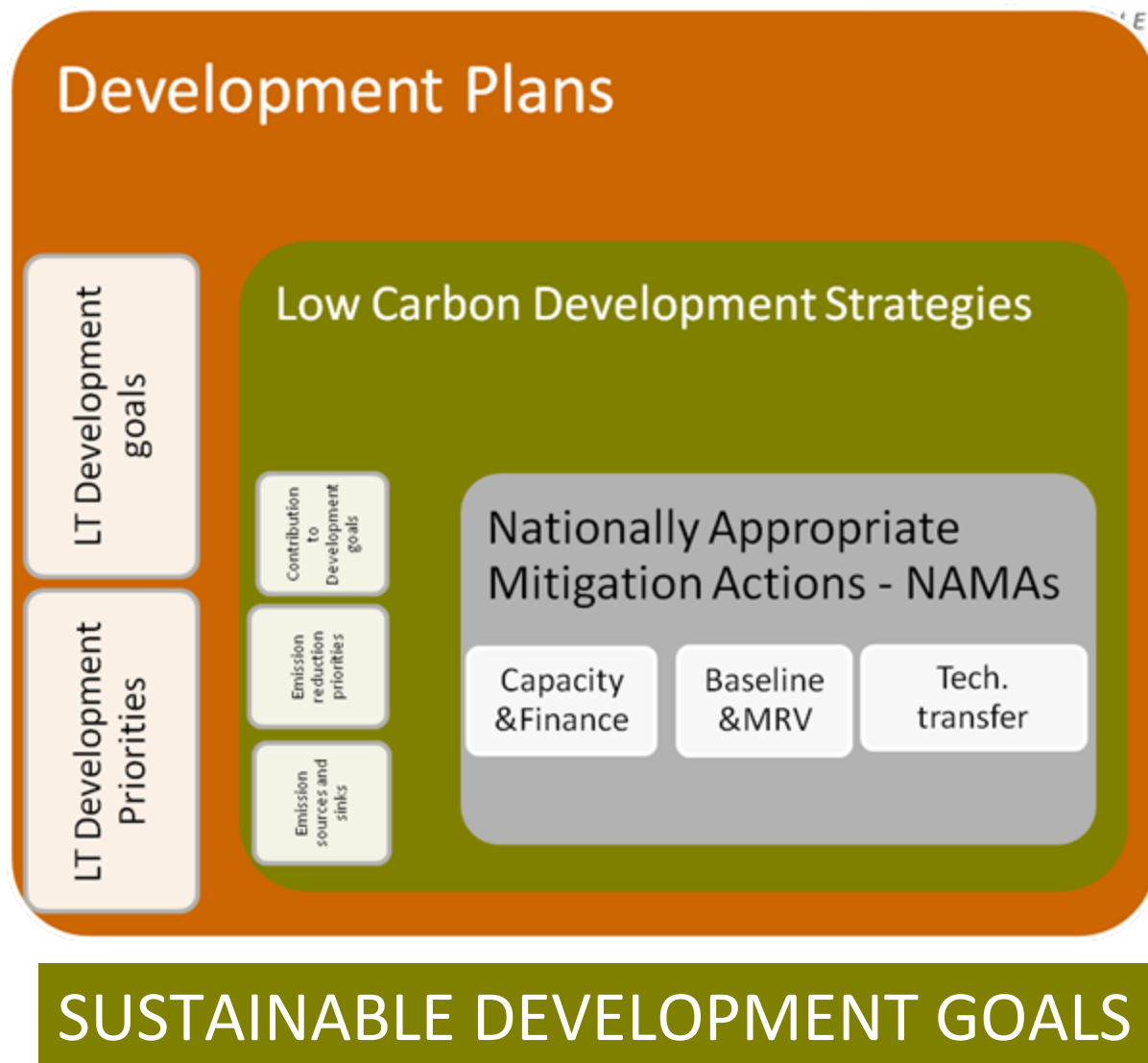
# Participating TNA Countries



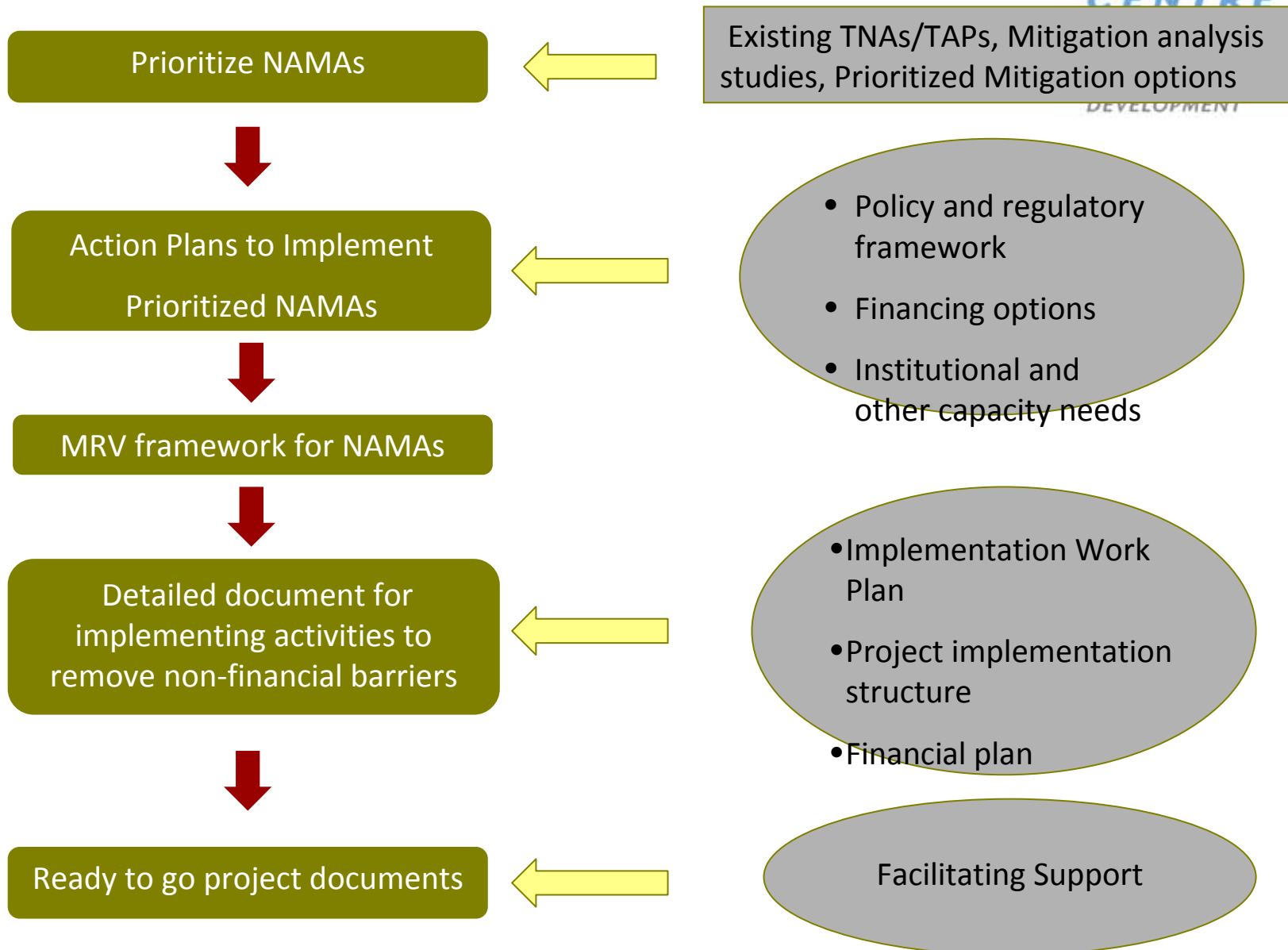
# LOW CARBON DEVELOPMENT STRATEGIES - MOVING TOWARDS A NEW FRAMEWORK

- Defining a strategy in context of medium to long term sustainable development plans:
  - Decouple economic growth from GHG emission growth
  - Reduce the carbon intensity of the economy
  - Leapfrog the high-carbon development path of today's business-as-usual trajectory

all in the context of...



# PRIORITISING NAMAS AND DEVELOPING IMPLEMENTATION PLANS





# Strategic Priorities and/or Stand Alone Action

## LCDS/LEDS

- Rooted in national development plans
- Assessing current situation (Baseline)
- Development scenarios with different emissions
- Costs & Benefits of a lower carbon path
- Priority actions (NAMAs)
- Necessary policies, institutions and finance
- National and international MRV

## NAMAs Direct

- “Priority” actions identified typically at project, sector or national level
- Piloting approaches and opportunistic fund raising, but real procedures and funds will take time to evolve
- Need for baseline and MRV
- Actual approach will depend on funding source.

# Information from NAMA submissions reported in 2011

- Wide range of reported activities and ambitions
  - Voluntary reduction targets
  - Current national action with mitigation benefits
  - Sector based NAMA priorities
  - Individual NAMA listing some with specified mitigation potential
  - Statements on existing or desired LCDS
  - Needs for capacity development support for both LCDS & NAMA development

## Emerging Typologies of NAMAs (Perspectives)

NAMAs domestically funded and unilaterally implemented (**unilateral NAMAs**),

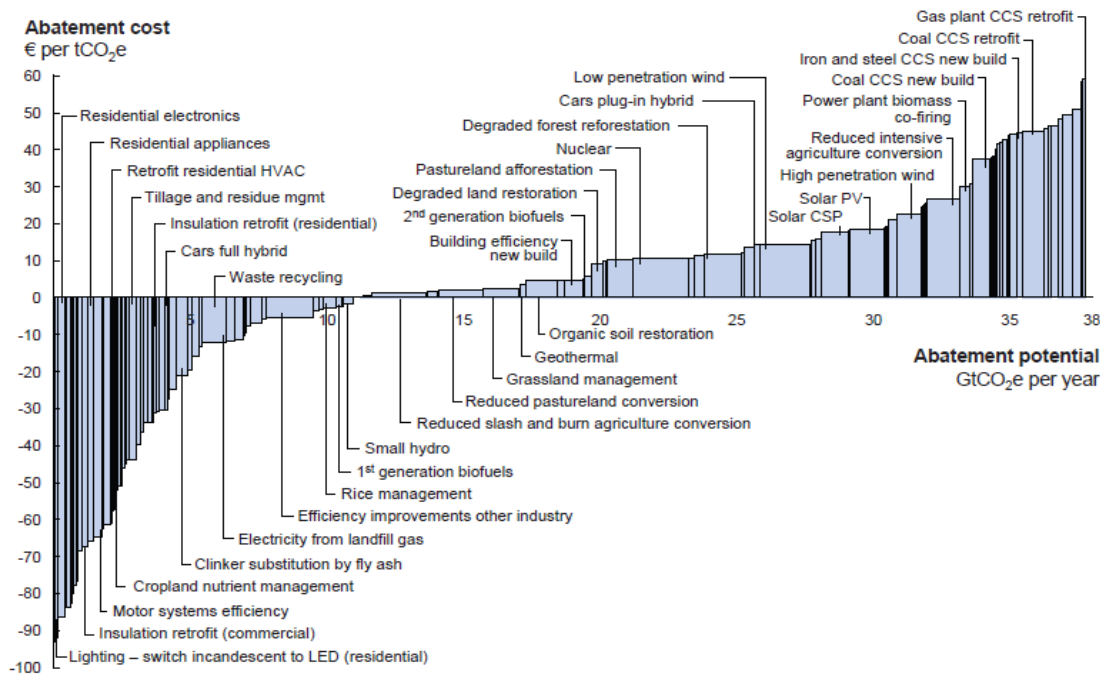
NAMAs implemented with financial, technological and/or capacity building support from developed countries (**supported NAMAs**)

NAMAs implemented with funding from carbon offset credits generated for the amount of emission reductions achieved (**credited NAMAs**). It is generally perceived that a crediting of NAMAs could follow similar principles as the current CDM framework.

# Combining funding options

- No immediate reason why a NAMA should not be able to mix funding for distinct components
- Conceptually thinking about sequencing

Global GHG abatement cost curve beyond business-as-usual – 2030



Note: The curve presents an estimate of the maximum potential of all technical GHG abatement measures below €60 per tCO<sub>2</sub>e if each lever was pursued aggressively. It is not a forecast of what role different abatement measures and technologies will play.  
Source: Global GHG Abatement Cost Curve v2.0

## ***Facilitating Implementation and Readiness for Mitigation (FIRM) Moving from TAPs to LCDS***

- i. UNEP will with support from the Danish Government assist seven developing countries strengthen their national low carbon development strategies and get a “quick start” on NAMAs, building directly on their TNA/TAP program
- ii. The focus will be on reducing emissions of greenhouse gases in ways that also contribute to national development goals, such as creating jobs, enhancing energy security, and reducing the local environmental impacts of conventional energy technologies






## ***Facilitating Implementation and Readiness for Mitigation (FIRM) Moving from TAPs to LCDS***

- i. FIRM will in addition to country activities develop or enhance guidelines for LCDS development and NAMA criteria, MRV approaches, and tools for analyzing and prioritizing mitigation actions.
- ii. The project will be implemented by UNEP and build directly on the GEF-funded Technology Needs Assessment Programme in the participating countries
- iii. Cross regional where four countries in Africa will be engaged and the ambition is to expand this number in cooperation with the African Climate Policy Center (ACPC) and the Global Green Growth Institute (GGGI)



Photo: Courtesy Selco

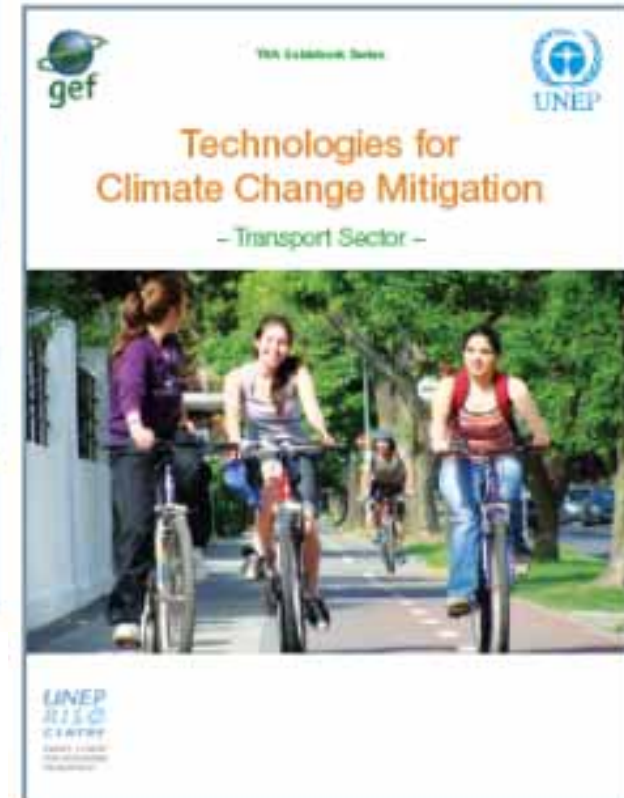
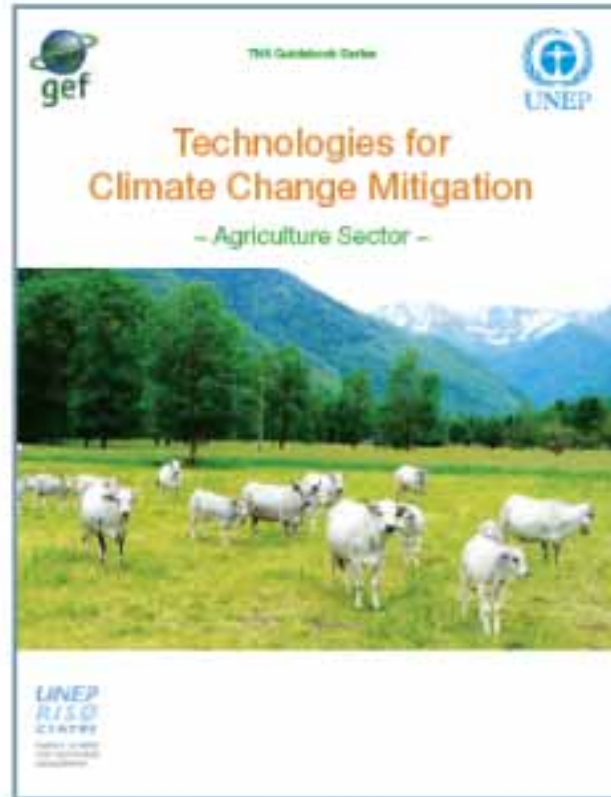
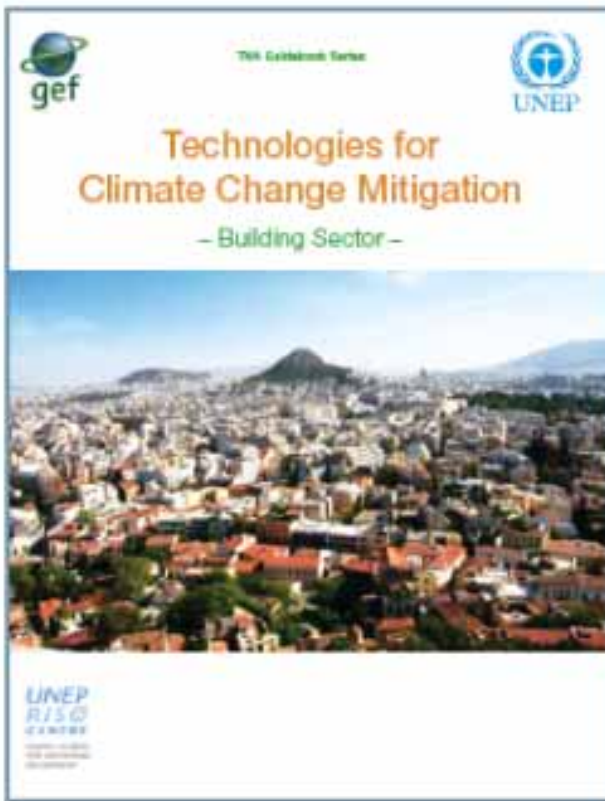




# Knowledge products

Six sector guidelines 2010-11

Barrier and Finance guides 2011



LCDS primer - Oct 2011

NAMA "initial guidance" by Durban

# Climate Finance: Fast Start & Long Term

## Fast Start Finance (2010-12)

To Date:  
\$30 billion  
pledge  
legitimized  
at Cancun,  
about \$12  
billion  
committed

Goal to mobilize Long-term Finance of \$100 billion per year by 2020 agreed in Cancun

Variety of sources  
including: public,  
private, bilateral, and  
multilateral

Significant share of  
multilateral funding  
for adaptation should  
flow through the  
Green Climate Fund

Issue: How to leverage  
(multiply) public funds  
through mixing with  
private, public, and  
carbon market funding